

EK

Forno elettrico compatto ad una o due camere per pizzeria

Compact electric oven with one or two chambers for pizza



EK6 – EK66

CARATTERISTICHE TECNICHE

ACCESSORI

TECHNICAL SPECIFICATIONS

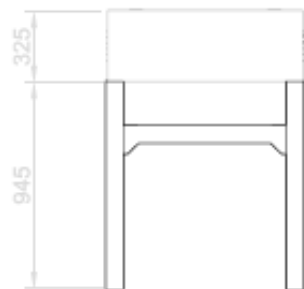
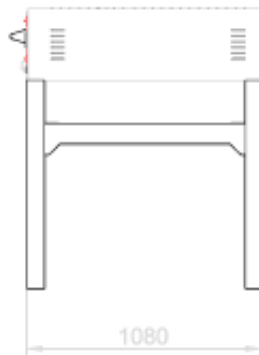
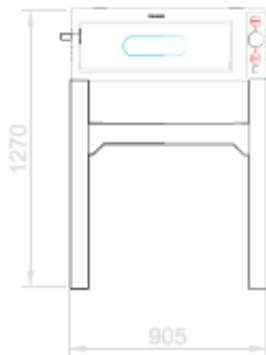
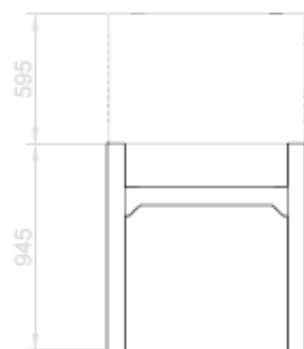
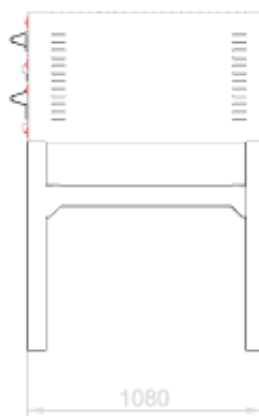
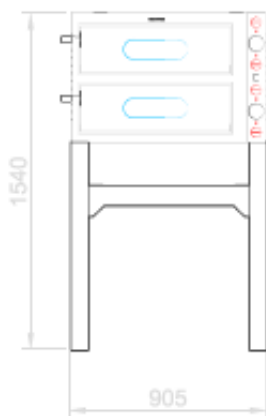
ACCESSORIES

- 1 - 2 camere di cottura in acciaio alluminato con piano di cottura in refrattario ad altissime prestazioni
- Piano di cottura e cielo con resistenze corazzate in acciaio inox
- Pannello di controllo elettromeccanico
- Controllo della potenza del piano di cottura e del cielo separate
- Isolamento termico
- Massima temperatura di cottura 450 °C
- Sportello con finestra in vetro temperato
- Sportelli frontali controbilanciati
- Lampade alogene ad alta resistenza e capacità luminosa
- Disponibile in acciaio inossidabile

- Supporto del forno

- 1 - 2 cooking chambers in aluminium coated steel with high performance refractory cooking floor
- Top and bottom stainless steel armored heating elements
- Electromechanical control panel
- Top and bottom separate power control
- Thermal insulation
- Max cook temp 450 °C
- Single tempered glazed door
- Counter balanced door
- High resistance and efficiency halogen lamps
- Available in stainless steel style



- Oven support

1 CAMERA + SUPPORTO
1 DECK + STAND

2 CAMERE + SUPPORTO
2 DECKS + STAND

CAPACITÀ DI CARICO PER CAMERA
LOADING CAPACITY PER DECK
EK 6

DIMENSIONI INTERNE
 Internal dimensions
 A/H 14 x L/W 66 x P/D 99 cm
 6 Pizze Ø 33 cm
 2 Teglie 60x40 cm
 2 Baking pans 60x40 cm


EK 66

DIMENSIONI INTERNE
 Internal dimensions
 A/H 14 x L/W 66 x P/D 99 cm
 6 + 6 Pizze Ø 33 cm
 2 + 2 Teglie 60x40 cm
 2 + 2 Baking pans 60x40 cm


DATI TECNICI
TECHNICAL CHART


EK	Dimensioni interne (cm)			Dimensioni esterne (cm)			Peso	Alimentazione	Potenza	Potenza	Assorbimento	Temperatura	N° Teglie
	Internal dimensions (cm)			External dimensions (cm)			Weight	Supply	Power	Power	Absorption	Temperature	# Baking pans
	A/H	L/W	P/D	A/H	L/W	P/D	KG	V/Ph/Hz	KW	KW/h	Ampere	°C	60x40 cm
EK6 - DECK	14	66	99	32,5	89	106,5	80	400/3/50-60	6,5	3,8	10	0/450	
EK66 - DECK	14 + 14	66	99	59,5	89	106,5	143	400/3/50-60	13	6,5	20	0/450	
SEK6 - STAND				94,5	90,5	108	20						